

MOSQUITOES

and other

Insects & Vectors



What to do...

&

Who to call...



**Los Angeles County West Vector
& Vector-Borne Disease Control District**

6750 Centinela Avenue
Culver City, CA 90230
(310) 915-7370
www.lawestvector.org

CONTENTS

General Information.....	1
--------------------------	---



Mosquitoes

Who to Call.....	2
Life Cycle.....	2
How Quickly do Mosquitoes Multiply?.....	3
Mistaken for Mosquitoes.....	3
Mosquito-Borne Diseases.....	4
The 5Ds of Defense.....	5
Breeding Sources.....	6 - 7
Mosquitofish.....	8 - 9
Aedes Mosquitoes.....	10
Aedes & Mosquito-Borne Diseases.....	11
Aedes Breeding Sources.....	12
Aedes Mosquito Control Checklist.....	13
Rain Barrels & Mosquitoes.....	14 - 15



Ticks

Who to Call.....	16
Tick Activity.....	16
Ticks in Los Angeles County.....	17
Proper Tick Removal.....	17
Protection from Ticks.....	18
Lyme Disease.....	19



Africanized Honey Bees

Who to Call.....	20
Mistaken Identities.....	20
AHB Activity & Outdoor Safety.....	21
Bee-Proof Your Home.....	22
Bee Nesting Sites.....	22 - 23
If You Are Stung.....	23



Red Imported Fire Ants

Who to Call.....	24
Mistaken Identities.....	24
Red Imported Fire Ant Nests.....	24
Safety Precautions.....	25

GENERAL INFORMATION

Contact Information

Address

Los Angeles County West Vector
& Vector-Borne Disease Control District
6750 Centinela Avenue
Culver City, CA 90230

Phone Number

(310) 915-7370

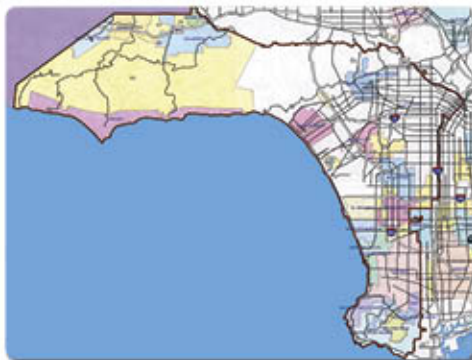
Website

www.lawestvector.org

Cities and County Areas Served by the District

Agoura Hills	Los Angeles County*
Beverly Hills	Malibu
Calabasas	Manhattan Beach
Culver City	Palos Verdes Estates
El Segundo	Rancho Palos Verdes
Hawthorne	Redondo Beach
Hermosa Beach	Rolling Hills
Hidden Hills	Rolling Hills Estates
Inglewood	Santa Monica
Lawndale	Torrance
Lomita	West Hollywood
Los Angeles City*	Westlake Village

(*Portions of Los Angeles City and Los Angeles County)



What is a Vector?

Any insect (or other arthropod) capable of transmitting the causative agent of human disease or capable of producing human discomfort or injury

MOSQUITOES

Who to Call

- Contact the District at (310) 915-7370:
 - If you are bothered by mosquitoes
 - For assistance with mosquito breeding sources
 - For free mosquito fish
- Contact your doctor if you suspect you have West Nile virus or any other mosquito-borne disease

Mosquito Life Cycle

Eggs

- Laid in clusters called rafts, which float on the surface of standing water
- Aedes mosquitoes lay eggs individually or at the water line of natural and artificial containers. Eggs hatch within days after contact with water.



Larvae

- Develop in standing water
- Feed on organic matter



Pupae

- Resting stage
- Does not feed



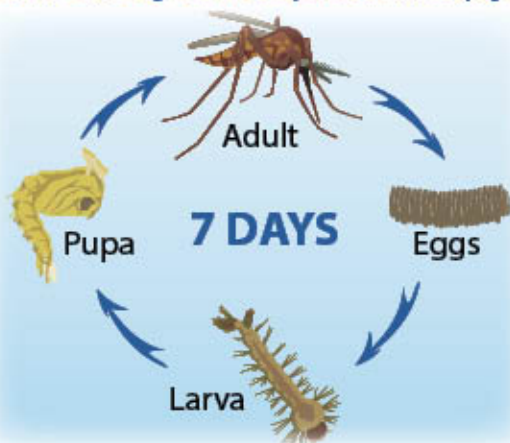
Adults

- Rest on the surface until strong enough to fly, mate and feed
- Only the females bite to obtain blood



MOSQUITOES

How Quickly do Mosquitoes Multiply?



Unchecked, one female mosquito can produce **8 million** new biting mosquitoes in only 3 weeks:

Day 1	Day 7	Day 14	Day 21
1 Mosquito	200 Mosquitoes	40,000 Mosquitoes	8 million Mosquitoes

Mistaken for Mosquitoes

<p>Mosquito</p> <ul style="list-style-type: none"> • Females can bite and can transmit diseases 	<p>Length: $\frac{1}{8}$" to $\frac{1}{2}$"</p>
<p>Crane Fly</p> <ul style="list-style-type: none"> • Does not bite • Does not eat mosquitoes 	<p>Length: 1" to 1 $\frac{1}{2}$"</p>
<p>Chironomid Midge</p> <ul style="list-style-type: none"> • Does not bite • Seen in swarms along rivers, lakes, ponds, and channels 	<p>Length: $\frac{1}{16}$" to $\frac{1}{8}$"</p>
<p>Black Fly</p> <ul style="list-style-type: none"> • Females can bite but do not have any human public health significance in California 	<p>Length: $\frac{1}{8}$" to $\frac{1}{4}$"</p>

MOSQUITO-BORNE DISEASES

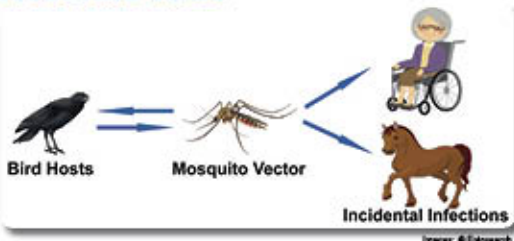
Diseases Locally Transmitted

- West Nile virus (WNV)
- St. Louis encephalitis (SLE)
- Western Equine encephalomyelitis (WEE)
- Heartworm disease (affects dogs and cats)

Diseases With the Potential to be Transmitted

- Dengue fever
- Yellow fever
- Chikungunya
- Zika virus

West Nile Virus



Mosquitoes become infected with West Nile virus when they feed on infected birds. These infected mosquitoes can then transmit West Nile virus to humans and animals while biting during subsequent blood meals. To report a dead bird, contact the West Nile Virus and Dead Bird Hotline at 877-WNV BIRD (877-968-2473) or visit the California West Nile Virus Website at westnile.ca.gov.

West Nile Fever

Approximately 80 percent of people who are infected with WNV will not show symptoms. Up to 20 percent of the people who become infected may develop West Nile fever symptoms:

- Flu-like symptoms
- Diarrhea
- Nausea
- Skin rash
- Vomiting
- Swollen lymph glands

West Nile Neuroinvasive Disease

Less than 1% of infected people will develop West Nile neuroinvasive disease (WNND):

- High fever
- Tremors
- Neck stiffness
- Convulsions
- Stupor
- Paralysis
- Disorientation
- Death (rare)
- Coma

THE 5 DS OF DEFENSE

1. Drain

Remove standing water on your property



2. Deny

Install tight-fitting screens on windows and doors to prevent mosquitoes from entering your home



3. Dawn & Dusk

Avoid spending time outside at dawn & dusk when mosquitoes are most active



4. Dress

Wear long pants, a long-sleeved shirt, shoes and socks while outdoors



5. DEET

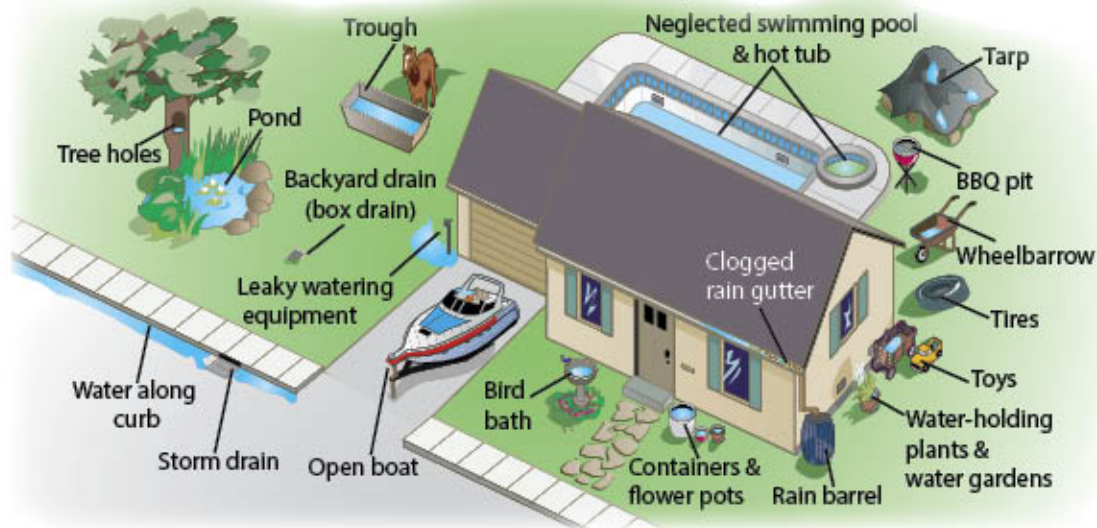
Use an insect repellent containing 5% - 30% DEET (N,N diethyl-m-toluamide). Alternative repellents containing picaridin, IR3535, citronella, or oil of lemon eucalyptus are also available. Read and follow all instructions on the label.



Image: © Fotostock

BREEDING SOURCES

Look for anything that can hold water for more than 3 days



Home and Garden Checklist

- Trash bins:** Keep lids shut tightly and remove water that accumulates inside. Drill several drain holes in the bottoms.
- Boats:** Check and remove water weekly from boat covers.
- Fountains and bird baths:** Clean or hose out weekly.
- Rain gutters:** Keep clear of leaves and other debris.
- Potted plant saucers:** Don't overwater. Empty saucers regularly or drill holes in the bottom to allow drainage.
- Water bowls for pets:** Rinse and fill 1 to 2 times a week.
- Water troughs:** Stock with free mosquito fish from the District.
- Swimming pools and spas:** Keep filter and pump maintained and running. Remove standing water from the bottom of empty pools and/or covers. Report neglected pools and spas to the District.
- Ponds:** Stock ornamental ponds with free mosquitofish. Keep ponds clear and free of excess vegetation.
- Rain barrels:** Cover tightly with a fine mesh screen.
- Tires:** Recycle used tires or store in a covered area.
- Chain link fence:** Cover hollow chain link fence posts with caps.
- Leaky hoses:** Replace damaged hoses and repair leaky faucets and pipes.
- Low areas:** Do not overwater lawns or gardens.
- Drains:** Make sure that drains are not clogged by debris
- Sculptures:** Check for water that may collect in lawn ornaments. Drain or flush out weekly.
- Wheelbarrows:** Remove water that collects inside or store upside down.
- Tree holes:** Be aware that water can collect in tree holes and stumps.
- Septic tanks:** Screen vent pipes with a fine mesh screen. Cover exposed tanks or manhole lids with plastic or a similar material and secure in place. Place several inches or more of dirt or sand over the top of the area.
- Containers:** Store containers upside down, cover or place in a sheltered area.

MOSQUITOFISH

What are Mosquitofish?



Gambusia affinis, or "mosquitofish" is a small, surface feeding fish that is very effective in naturally controlling mosquito larvae without the use of chemicals. Mosquitofish are provided free of charge to residents of our District to place in artificial bodies of water on their property (i.e. ponds and fountains). Fish can be picked up during normal business hours.

Breeding Behavior



Female: Up to 2.5"



Male: ~1.5"

- Do not lay eggs; give birth to well developed, active young
- 50-100 young per brood
- Breed throughout the summer when mosquitoes are most active

Feeding

- Can eat up to 100 larvae per day
- Do not require feeding if natural food (larvae, bacteria, algae, etc.) is present
- Fish food or crushed dog food may be used to feed fish for a short time if natural food is scarce (i.e. in the winter or in newly constructed or recently cleaned ponds).
- Fish may not eat mosquito larvae if overfed

Care

- Avoid using chlorine and other chemicals to clean the pond

MOSQUITOFISH

Where to Stock Mosquitofish

Mosquitofish are suitable for man-made, permanent sources of water. Mosquitofish should never be placed in any natural habitat such as lakes, streams, rivers, or creeks. Their introduction into certain natural habitats may disrupt the existing ecological balance.



Backyard ponds



Fountains



Water gardens



Animal troughs



Unused or "out of order" swimming pools

Image: © Fotostock

Living with Other Fish

- Mosquitofish are compatible with most ornamental pond fish, including goldfish and koi
- If the mosquitofish are living with larger fish, they may need hiding places like rocks and vegetation



Image: © Fotostock

Aedes Mosquitoes

What are Aedes Mosquitoes?



© J. Galbraith, CDC

Three new mosquito species are making Southern California their home: the **Asian tiger** (*Aedes albopictus*), **yellow fever** (*Aedes aegypti*), and **Australian backyard** (*Aedes notoscriptus*) mosquitoes. These mosquitoes adapt well to urban environments and can thrive when introduced.

Small size

- Small with black and white stripes

Daytime Biter

- Aggressive daytime biter (can also bite at night)

Container Breeders

- Breeds in natural and artificial containers
- Any item that can hold a teaspoon of water or more can grow mosquitoes
- Breeds both indoors and outdoors

Eggs

- Eggs are laid on the inside of water-filled containers or on stems of plants growing in water
- Eggs can survive dry conditions up to 2 years and develop when the container fills with water



© National Health and Medical Research Council



© Shutterstock



© iStockphoto



© CDC

Aedes & Mosquito-Borne Diseases

Diseases Transmitted by Aedes

- Zika virus
- Dengue fever
- Chikungunya
- Yellow fever

These diseases normally occur in tropical and sub-tropical areas of the world. Aedes mosquitoes become infected when they bite a person already infected with the virus. Infected mosquitoes can then spread the virus to other people through their bites.

Zika Virus

- Most infected people will not show symptoms
- Symptoms are usually mild and include fever, rash, and eye redness
- Zika virus during pregnancy can cause microcephaly and other severe brain defects in infants
- The CDC recommends that pregnant women postpone travel to areas where Zika is actively being spread locally. Go to www.cdc.gov/zika for the latest information and risk within the United States and worldwide.

Dengue (a.k.a. “breakbone fever”)

- High fever, headache, eye pain, severe muscle and joint pain
- Severe form can lead to internal bleeding, shock and death

Chikungunya

- Debilitating joint / muscle pain (can last months)
- Fever

Yellow Fever

- Nausea, vomiting and fever
- Severe disease can lead to jaundice, internal bleeding, shock, and death

Heartworm Disease (*Ae. notoscriptus*)

- A potentially fatal disease in dogs and cats
- Mosquitoes transmit roundworms which can live in the heart, lungs and blood vessels
- Always consult your veterinarian for treatment and prevention of heartworm disease

AEDES BREEDING SOURCES

Get rid of places where mosquitoes lay their eggs and grow. Aedes Mosquitoes are "container breeders" and prefer to lay eggs on the inside of water-filled containers or on stems of plants growing in water. These eggs can survive for YEARS, even when dry. Any item that can hold a teaspoon of water or more can grow mosquitoes.



Plant saucers, bromeliads and other plants that naturally collect and hold water



Rain barrels & cisterns



Buckets



Recyclables & recycle collection bins



Tires



Covers or tarps on boats, cars or recreational vehicles



Fountains, birdbaths & ponds

AEDES MOSQUITO CONTROL CHECKLIST



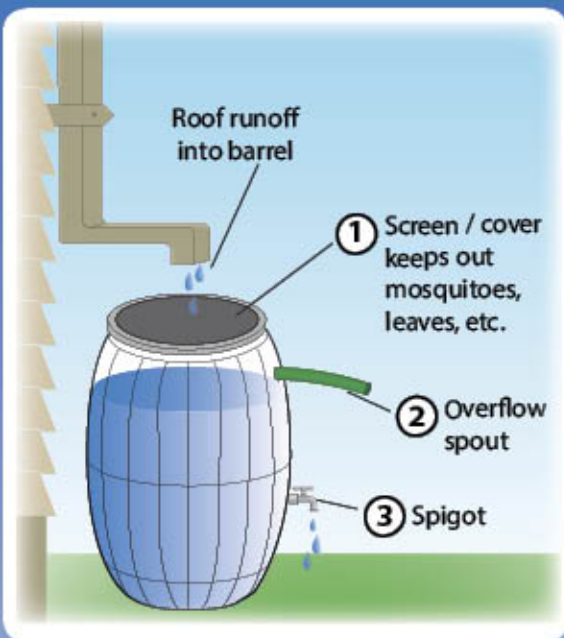
© J. Gehring, CDC

Use this checklist to find and remove common water-holding sites around your job, home, yard, balcony, and garden to stay mosquito free. Removing and dumping any standing water is critical to controlling these mosquitoes.

- Potted plant saucers & decorative pots
- Buckets and other containers
- Trash cans and trash can lids
- Recyclables & recycle collection bins
- Fountains, birdbaths, ponds
- Water bowls for pets/water troughs
- Bromeliads and other plants that naturally collect and hold water
- Leaky hoses, sprinklers, and/or faucets
- Rain barrels, cisterns, and/or homemade water collection and storage containers
- Items stored outside around your home or yard
- Tires, miscellaneous items or junk
- Outdoor toys, tire swings, and basketball hoop bases
- Lilly pots and/or water gardens
- Swimming pool and/or spa
- Watering cans
- Lawn ornaments and/or lawn furniture
- Wheelbarrows
- Covers or tarps on boats, cars or recreational vehicles
- Tree holes & low areas with persistent puddling
- Rain gutters/yard drains/French drains
- Street gutters & pot holes

Tightly cover water storage containers, so that mosquitoes can't get inside to lay eggs. Rain barrels must be tightly sealed at all entrances with 1/16th inch wire mesh and checked regularly.

RAIN BARRELS & MOSQUITOES



1) Intake Opening

Always keep the intake opening covered with tight fitting 1/16" screening. Hoses and downspouts should not feed directly into the rain barrel. An air gap is required so that water can pass through the screen and into the rain barrel.

2) Overflow Spout

This opening helps keep water from filling above the intake screen but if left open it creates an access point for mosquitoes to enter. Cover the overflow spout with tight fitting 1/16" screening.

3) Spigot

Because the spigot is usually 6" to 12" above the bottom of the barrel, when drained, the barrel will still hold water in the bottom below the spigot valve. The remaining water needs to be removed and the barrel should stay completely dry between rain events.

RAIN BARRELS & MOSQUITOES



Mosquitoes need water to lay their eggs and develop into adults. Rainwater collection devices create a perfect environment for mosquito breeding. Prevent mosquito breeding with these tips:

• Collected Rainwater

Collected rainwater should be used right away and the barrel should stay dry between rain events.

• Regularly Check Barrel

Regularly check the structural integrity of the barrel and quickly repair damaged or worn screens, clogged openings, and loose fitting lids or caps.

• Mosquito Breeding

If you believe mosquitoes are breeding in your barrel, **remove all of the water immediately**. This will kill any mosquito larvae breeding inside.

• Scrub Inside of Barrel

Periodically scrub the inside of the barrel with a scrub pad to remove mosquito eggs that may have attached to the inside walls.

• Bacterial Larvicides

The addition of "mosquito dunks" to the rain barrel water can help get rid of and prevent mosquito larvae. "Mosquito dunks" specifically target the mosquito larvae and does not cause harm to wildlife, pets, plants or humans when used in accordance with label instructions. "Mosquito dunks" can be purchased at any hardware or garden shop.

TICKS

Who to Call

- Contact the District at (310) 915-7370 if you would like to have a tick specimen identified
- Contact your doctor if you suspect you have Lyme disease or any other tick-borne disease

Tick Activity

Actual size



- Ticks are found in a variety of habitats in areas with grasses, shrubs, logs or leaf litter
- Each life stage of the tick attaches to an animal for several days to take a blood meal before maturing to the next stage

Nymphal Ticks

- Seek hosts in moist environments within and beneath leaf litter, vegetation, on logs, or fallen branches under trees in oak woodlands
- People are exposed to nymphs while in direct contact with leaves, fir needles, wood, or when sitting on logs or leaning against tree trunks



© Dan Clark, USD Medical Park Service, Bugwood.org

Adult Ticks

- Seek hosts by climbing on low vegetation, such as grass and shrubs along trails
- People are exposed to adult ticks during recreational activities or working in various types of grassland or brushland habitats



TICKS

Ticks in Los Angeles County

Western Black-legged Tick (*Ixodes pacificus*)

- Lyme disease vector
- Adults may be active November through May
- Nymphs may be active March through July



Pacific Coast Tick (*Dermacentor occidentalis*)

- Adults may be active November through July
- Nymphs may be active in spring and summer



American Dog Tick (*Dermacentor variabilis*)

- Adults may be active November through July
- Nymphs may be active from late winter to summer



Brown Dog Tick (*Rhipicephalus sanguineus*)

- Household / kennel pest
- Can live its entire life cycle indoors



Proper Tick Removal



- Use tweezers to grasp the tick's mouthparts as close to the skin as possible
- Pull the tick straight out with a firm, steady motion. Do not squish, jerk, twist, or burn the tick.
- Wash hands with soap and water
- Disinfect the bite site and apply an antiseptic
- Save the tick for identification
- A localized reaction or infection can occur where the tick was attached
- Seek medical attention if:
 - Redness or pain develops at the bite site
 - A rash or flu-like symptoms develop within 30 days

PROTECTION FROM TICKS

While Outdoors

- Avoid areas where ticks are known to occur
- Walk in the center of trails, avoiding bushes and grasses alongside trails
- Avoid sitting or lying on the ground, sitting on logs or against tree trunks
- Avoid direct contact with shed leaves, fir needles or wood while gardening, gathering firewood, or wood-cutting



© Wilsenwood, Fotosearch

Protective Clothing & Repellent

Wear:

- Light colored clothing
- Long pants & long-sleeved shirts
- Tuck shirt into pants; pants into boots or socks

Repellent:

- Use a tick repellent with permethrin on gear and clothing (as directed on the product label). Permethrin should not be applied directly to the skin. Repellents containing DEET can be applied to exposed skin.
- Consult with your veterinarian to control ticks on pets



© Kaldner, Fotosearch

Tick Checks

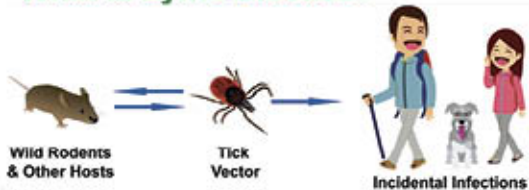
- Do frequent tick checks while outdoors
- Conduct full body tick checks after every hike
- Ticks may remain attached to your body for several days
- Pay close attention to hair line, armpit, back of knees and groin
- Check your pets after they have been outside



© Fotosearch

LYME DISEASE

What is Lyme Disease?



Lyme disease is a bacterial infection transmitted by nymphal and adult female western black-legged ticks. Larvae and nymphs may become infected by feeding on wild rodents carrying the Lyme disease bacteria. Lyme disease can be transmitted to humans and other animals when the infected tick feeds in its next life stage.

Early Symptoms

May disappear but infection may still be present if not treated early

- Flu-like symptoms
- Swollen lymph glands
- Erythema Migrans (EM)
 - Can appear 1- 30 days after an infected tick bite, expand and then disappear
 - Varies from an expanding "bull's-eye" rash to a bruise or blotchy rash
 - May not be present in some people, or it may occur on a part of the body that is difficult to see
- Facial paralysis, heart palpitations, or disturbances of heart rhythm



© J. Gohary, GDO



© Dr. Dufford, PhD

Late Symptoms

Can occur weeks, months, or years after infection if not treated early

- Flu-like symptoms
- Severe headaches; cognitive disorders
- Numbness or tingling in extremities
- Painful arthritis and swelling of joints
- Cardiac abnormalities
- Facial paralysis

AFRICANIZED HONEY BEES (AHB)

Who to Call

- Multiple Stinging Emergencies
Call 911
- Swarms / Hives (outside of a building)
Contact the District at (310) 915-7370
- Swarms / Hives (inside of a building)
Contact a licensed structural pest control operator

Mistaken Identities (Bees & Wasps)

Africanized Honey Bee (AHB) & European Honey Bee (EHB)

- Look identical
- Nests in ground, trees & structures
- AHB can be more defensive if colony is disturbed



Length: $\frac{3}{8}$ "

Bumble Bee

- Nests in ground



Length: $\frac{3}{4}$ " to 1"

Carpenter Bee

- Generally docile
- Solitary
- Nests in wood



Length: $\frac{3}{8}$ " to 1"

Yellow Jacket

- Aggressive if disturbed
- Attracted to food
- Nests in ground, trees & structures



Length: $\frac{3}{8}$ " to $\frac{1}{2}$ "

Paper Wasp

- Nests on or in structures (i.e. eaves)



Length: $\frac{3}{8}$ " to 1"

Mud Dauber

- Solitary
- Generally docile
- Small mud nests on or in structures



Length: $\frac{3}{8}$ " to $1\frac{1}{2}$ "

Sand Wasp

- Solitary
- Generally docile
- Burrows in sand



Length: $\frac{1}{8}$ " to 1"

AHB ACTIVITY & OUTDOOR SAFETY

Foraging Bees

Worker bees in search of pollen, nectar or water. Generally passive but can sting in defense if provoked.



Swarm

A resting cluster of bees in search of a new place to live. Stay away from swarms.



Hive

As a general rule, stay away from all hives. Bees are more likely to become defensive after their colony is established.



If You Discover a Swarm or Hive

- Avoid the area
- Do not disturb or tease bees
- Keep children and pets away from the area
- Do not control or remove the bees yourself
- Do not throw rocks, shoot, burn, spray water or use aerosol pesticides on the bees

Outdoor Safety

- Be alert outdoors
- Be cautious and respectful of bees and wasps
- Carry an allergy kit if allergic to stings
- Develop a safety plan for your home and yard
- Use care when entering sheds or outbuildings
- Examine area before operating power equipment. Loud noises and vibrations may disturb bees.
- Do not pen or tether animals near a bee hive
- Stay alert when horseback riding or hiking
- Keep dogs under control



BEE-PROOF YOUR HOME

Check weekly for swarms and hives on your property. Bees entering or leaving the same area of your home or yard may indicate the presence of a hive.



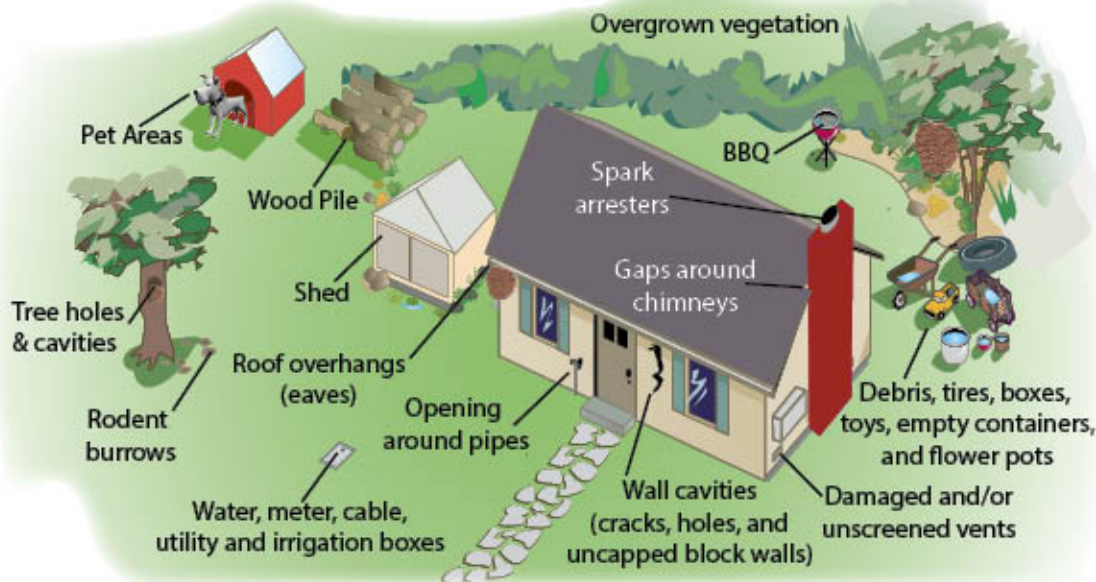
Building Maintenance

- Inspect the outside walls and eaves of home and outbuildings
- Keep shed and garage doors closed
- Seal openings larger than 1/8" in walls, around chimneys, plumbing and storage sheds
- Install fine screens (1/16" hardware cloth) over tops of rain spouts, vents, and openings in water meter, cable, and utility boxes
- Inspect outdoor pet areas

Yard Maintenance

- Remove and/or thin overgrown vegetation
- Fill and plug all tree holes, ground holes, and rodent burrows
- Discard empty containers, tires, boxes and trash

Bee Nesting Sites



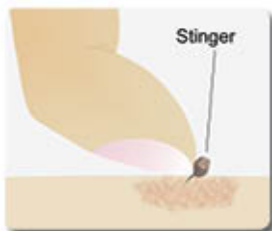
IF YOU ARE STUNG

If Attacked

- Leave the area quickly
- Protect head and face with arms and/or available clothing
- Seek shelter in the nearest building or vehicle
- Do not jump into water
- Remove stingers as quickly as possible
- Call 911

If Stung

- Go quickly to a safe area
- Remove the stinger(s) as soon as possible
- Scrape the stinger out with a fingernail or credit card; avoid squeezing the venom sac
- Wash the sting area with soap and water and apply an ice pack
- Seek immediate medical attention for multiple stings and allergic reactions (difficulty breathing, hives, dizziness or fainting)



RED IMPORTED FIRE ANTS (RIFA)

Who to Call

- Multiple Stinging Emergencies
Call 911
- Red Imported Fire Ant infestations
Contact the District at (310) 915-7370

Mistaken Identities (Ants)

Red Imported Fire Ant (RIFA)

- Known for its aggressive behavior and painful stings
- Stings have been compared to being poked with a hot needle



Length: $\frac{1}{16}$ " - $\frac{1}{8}$ "

Argentine Ant

- Common household pest
- Mild bite



Length: $\frac{1}{2}$ "

Red Harvester Ant

- Painful sting



Length: $\frac{1}{8}$ "

Southern Fire Ant

- Looks similar to RIFA
- Painful sting



Length: $\frac{1}{8}$ " to $\frac{1}{4}$ "

Antiragon © Alex Wild

RIFA Nests

- Irregularly shaped with small piles of loose soil peppered with very small holes. The mounds are wider than tall and can be more than 18 inches across.
- Common nesting sites: Lawns, gardens, school yards, parks, roadsides, and golf courses, rotten logs, walls, sidewalks, electric and water utility boxes
- Attacks occur when mounds are disturbed. RIFA can sting multiple times and a victim may receive many more stings than there are ants.



© Alex Wild

RIFA SAFETY PRECAUTIONS

If you Suspect a Red Imported Fire Ant Infestation

- Avoid the area
- Keep children and pets away from the area
- Do not disturb the ants or mound
- Do not attempt to control the ants yourself



Outdoor Safety

- Dress properly while outdoors; wear gloves and closed-toe shoes with socks
- Dress children properly for outdoor play
- Survey your property for suspected ant mounds
- Inspect outdoor pet areas for RIFA activity. Pet food and water bowls may attract foraging ants.

If Stung



© USDA

- Cleanse the area with soap and water
- Elevate the sting area
- Apply an ice pack and avoid scratching blisters
- Apply a topical ointment containing steroids and/or take an oral antihistamine to relieve the itching
- Seek medical attention if:
 - You experience an allergic reaction
 - Pain or swelling becomes intense
 - Sting area becomes infected

WHO TO CALL

MOSQUITOES

If you are bothered by mosquitoes,
need assistance with breeding sources,
or need mosquitofish

Contact the Los Angeles County West Vector
& Vector-Borne Disease Control District at
(310) 915-7370

If you suspect you have West Nile virus or
any other mosquito-borne disease
Contact your doctor

TICKS

Tick identification and information

Contact the Los Angeles County West Vector
& Vector-Borne Disease Control District at
(310) 915-7370

If you suspect you have Lyme disease or
any other tick-borne disease
Contact your doctor

HONEY BEES

Multiple stinging emergencies
Call 911

Swarms / hives (outside of a building)
Contact the Los Angeles County West Vector
& Vector-Borne Disease Control District at
(310) 915-7370

Swarms / hives (inside of a building)
Contact a licensed structural pest control
operator by consulting your local yellow pages

RED IMPORTED FIRE ANTS

Multiple stinging emergencies
Call 911

Suspected RIFA infestations
Contact the Los Angeles County West Vector
& Vector-Borne Disease Control District at
(310) 915-7370

DEAD BIRDS

To report a dead bird
Contact the West Nile Virus and Dead Bird
Hotline at 877-WNV BIRD (877-968-2473)
or report online at westnile.ca.gov

FOR ADDITIONAL INFORMATION

Visit www.lawestvector.org